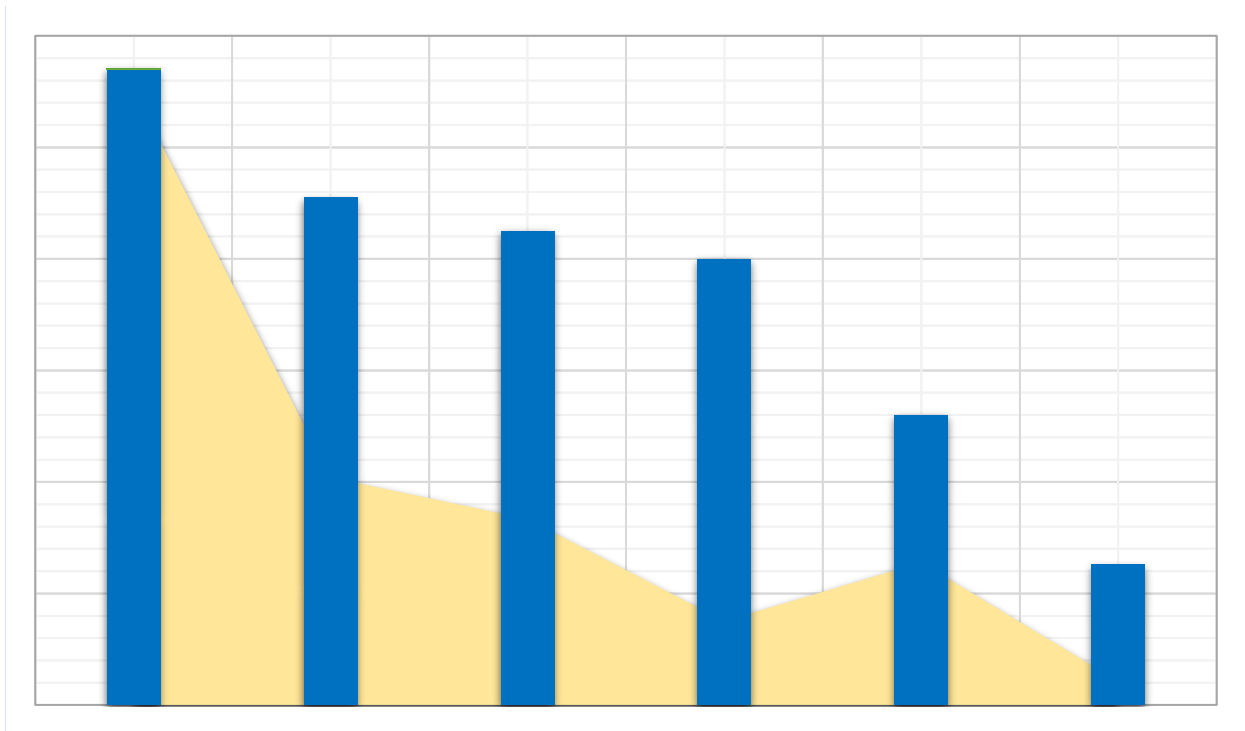




MINISTRY OF HEALTH

VITAL STATISTICS QUARTERLY REPORT



FIRST QUARTER

2022



VITAL STATISTICS QUARTERLY REPORT

FIRST QUARTER 2022

This is a publication of the Ministry of Health, Seychelles.

This document is licensed under a Creative Commons Attribution-Non-commercial-No Derivatives 4.0 International License (<https://creativecommons.org/licenses/by/4.0/>).

Under the terms of this licence, you may copy and redistribute work for non-commercial purposes. You must give appropriate credit to organization that created the document and provide a link to the license. When sharing the document, you must license your work under the same or equivalent Creative Commons licence. You may not apply legal terms or technological measures that legally restrict others from doing anything the license permits.

Contact information

Statistics Unit

Ministry of Health

P.O. Box 52, Victoria

Seychelles

Tel: +248 2755569

Email: umanah.williams@health.gov.sc

ACKNOWLEDGEMENTS

This report was developed with the support of several people within and outside the Ministry of Health (MOH).

Writer: Williams Ituen-Umanah

Statistics Unit: Rosalie Isnard, Dolapo Shobanke, Ned Rosalie, Keddy Woodcock

Contributors : Susan Fock-Tave (Chief Medical Officer) Xavier Rose (Department of Paediatrics), Perdomo Luis (Pathology Services), Marie-Josée Dangkow (Maternity Unit), Joanne Pragassen (Clinical Laboratory Services)

Reviewers: Agnes Chetty, Sanjeev Pugazhendhi

Partners: Department of Civil Status (Clara Figaro)
National Bureau of Statistics (Therese Gopal)

TABLE OF CONTENTS

ABBREVIATIONS/ACRONYMS.....	iv
SUMMARY OF VITAL STATISTICS IN Q1 2022.....	v
1.0 INTRODUCTION.....	1
2.0 SEYCHELLES POPULATION.....	1
3.0 BIRTHS.....	2
3.1 Registered Births	2
3.2 Births in Hospital	3
4.0 DEATHS.....	4
4.1 Registered Deaths	4
4.2 CAUSES OF DEATHS	6
4.3 EXCESS DEATHS	7
ANNEX.....	vii
ANNEX 1. Mid-year Population Estimates By Broad Age-Group and Sex, 2017-2021	vii

TABLES

Table 1	Registered Live Birth from January to March, 2022	2
Table 2	Hospital Maternity Statistics (Mahe, Praslin & La Digue), Q1 2021-2022	3
Table 3	Registered Deaths by Sex, January – March, 2022	4
Table 4	Registered Deaths by Age-Group and Sex, Q1 2022	5
Table 5	Registered Deaths by Nationality and Sex, Q1 2022	5
Table 6	Registered Deaths by Location (Place) of Death, Q1 2022	6
Table 7	Leading Causes of Death in Seychelles in Q1, 2019-2022	6
Table 8	Registered COVID-19 related deaths, Q1 2022.....	7
Table 9	Registered Deaths from January to March, 2015-2022	8

FIGURES

Figure 1	Registered Live Births in Q1, 2017-2022.....	2
Figure 2	Registered Deaths in Q1, 2017-2022.....	4
Figure 3	Registered Deaths (2020 - 2022) compared to Historical Average of Deaths (2015-2019) ...	8

ABBREVIATIONS/ACRONYMS

COVID-19	Coronavirus disease 2019
CRD	Chronic Respiratory Diseases
CVD	Cardio-Vascular Diseases
ICD	International Classification of Diseases
MOH	Ministry of Health
NBS	National Bureau of Statistics
NCD	Non-Communicable Disease
PHEOC	Public Health Emergency Command Centre
WHO	World Health Organization

SUMMARY OF VITAL STATISTICS IN Q1 2022

Vital Events	Q1 2022
Seychelles Population	99,258 (51% Male, 49% Female)
Registered Live births	332 (51% Males, 49% Females)
Registered Deaths	261 (56% Males, 44% Females)
Mortality from Diseases of the Circulatory system <i>(ICD-11: 1-BA0 to 1-BE1)</i>	75 (29% of total registered deaths)
COVID-19 related mortality⁽¹⁾ <i>(ICD-11: RA01)</i>	62 (24% of total registered deaths)
Mortality from Neoplasms <i>(ICD-11: 1-2A0 to 1-2F9)</i>	31 (12% of total registered deaths)
Mortality from Diseases of the Respiratory system <i>(ICD-11: 1-CA0 to 1-CB6)</i>	23 (9% of total registered deaths)
External causes of mortality <i>(ICD-11: 1-PA0 to 2-PL0)</i>	19 (7% of total registered deaths)
Mortality from Infectious and parasitic diseases <i>(ICD-11: 1-1A0 to 1-1G8)</i>	4 (1% of total registered deaths)
Other causes of mortality	47 (18% of total registered deaths)

Notes:

(1) Deaths that had COVID-19 as part of the series of events leading to death

1.0 INTRODUCTION

This report summarizes Vital Statistics in Seychelles in Q1 2022. The Vital Statistics of a population can be defined as information about that population's "vital events" such as births, deaths, marriages and divorces; expressed mainly in quantitative terms.

The scope of this report is limited to births and deaths. Statistics presented are mostly descriptive and displayed using tables and charts where applicable. International Classification of Diseases 11th revision (ICD-11) was used to code and group causes of death.

The official and legal source for Vital Statistics data in Seychelles is the National Civil Registration Office. However, comparisons and cross-checks were also carried out with records from Seychelles Hospital (wards, maternity and mortuary), hospitals in Praslin and La Digue, as well as Primary Healthcare Centres. The report also draws references from publications of the National Bureau of Statistics (NBS).

2.0 SEYCHELLES POPULATION

The Mid-Year estimated population of Seychelles in 2021 was 99,258; indicating a growth rate of 0.8% over population estimates in 2020.¹ It is important to note that although NBS recently released the estimated 2021 end-year population figures, demographic disaggregation of those figures were not made available, so we will continue to use the 2021 mid-year estimates for most of our denominators until the 2022 population report is released by NBS.

In 2021, 51% of the population were males, while 49% were females with an approximate ratio of 1032 males for every 1000 females. Of the total estimated population, 22% are aged below 15 years while 12% are aged 65 years and above (Annex 1: mid-year population estimates by age groups and sex, 2017-2021).

¹ National Bureau of Statistics. (2021). Statistical Bulletin: *Population and Vital Statistics, Mid- Year Population Estimates*. Catalogue Number: Population 2021/2. Seychelles. Retrieved from: <https://www.nbs.gov.sc/downloads/mid-2021-population-estimates/download>

3.0 BIRTHS

3.1 Registered Births

There were 332 registered live births (51% Males, 49% Females) in Q1 2022 (Table 1).

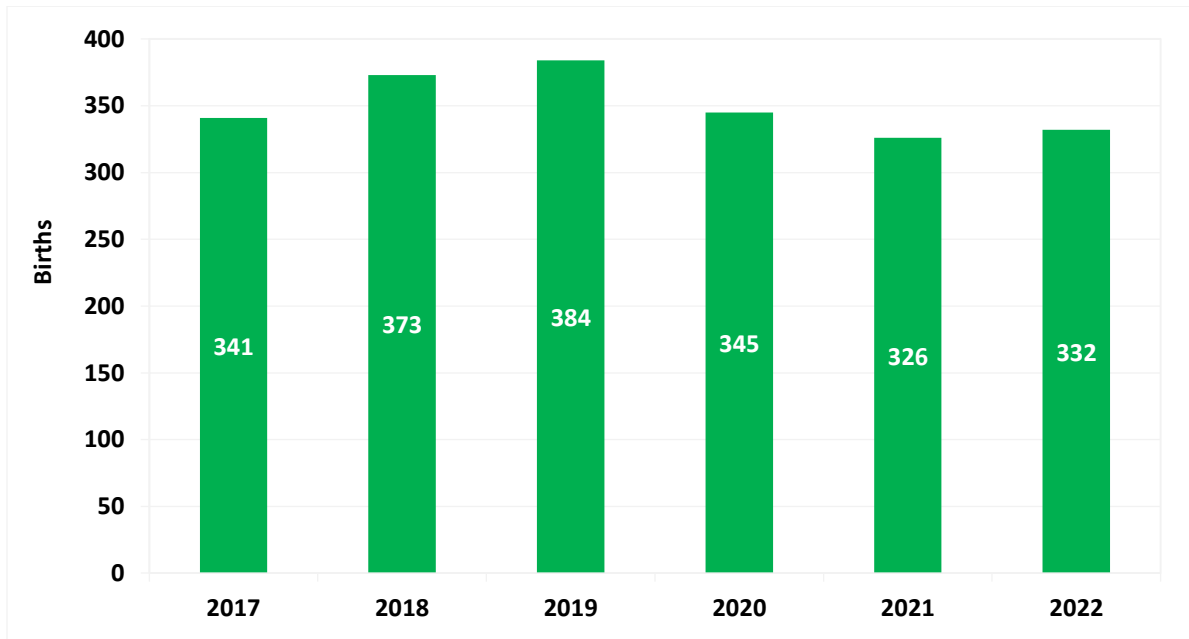
Table 1 Registered Live Birth from January to March, 2022

Months	Sex		Total
	Male	Female	
January	37	48	85
February	57	57	114
March	76	57	133
Total	170	162	332

Data Source: Department of Civil Status

Figure 1 shows registered live births in Q1 of the last six years (2017-2022).

Figure 1 Registered Live Births in Q1, 2017-2022



Data Source: Department of Civil Status/ NBS

3.2 Births in Hospital

Seychelles Hospital and other government-owned hospitals (Anse Royale, Praslin and La Digue) recorded a total of 360 births (358 live births and 2 stillbirths) in Q1 2022. Table 2 shows births in hospital for 2021 and 2022.

The difference in the number of hospital births and registered births is a consequence of the current law that allows up till 30 days after delivery to register births at the Civil Status Office.

Table 2 Hospital Maternity Statistics (Mahe, Praslin & La Digue), Q1 2021-2022

Vital Events	Q1 2021	Q1 2022
Total births (live and still births)	389	360
Total live births	385	358
Live births > 37 weeks	363	337
Live births < 37 weeks	22	21
Total stillbirths	4	2
Stillbirths > 37 weeks	1	0
Stillbirths < 37 weeks	3	2
Birth Before Arrival	2	3
Low birth weight (< 2.5kg)	32	35

Data Source: Seychelles Hospital Maternity Ward Statistics, 2021-2022

Note: The discrepancy with the number of registered births is due to the fact that legally, parents have 30 days to register births after delivery.

4.0 DEATHS

4.1 Registered Deaths

There were 261 registered deaths (56% Males, 44% Females) in Q1 2022 (Table 3).

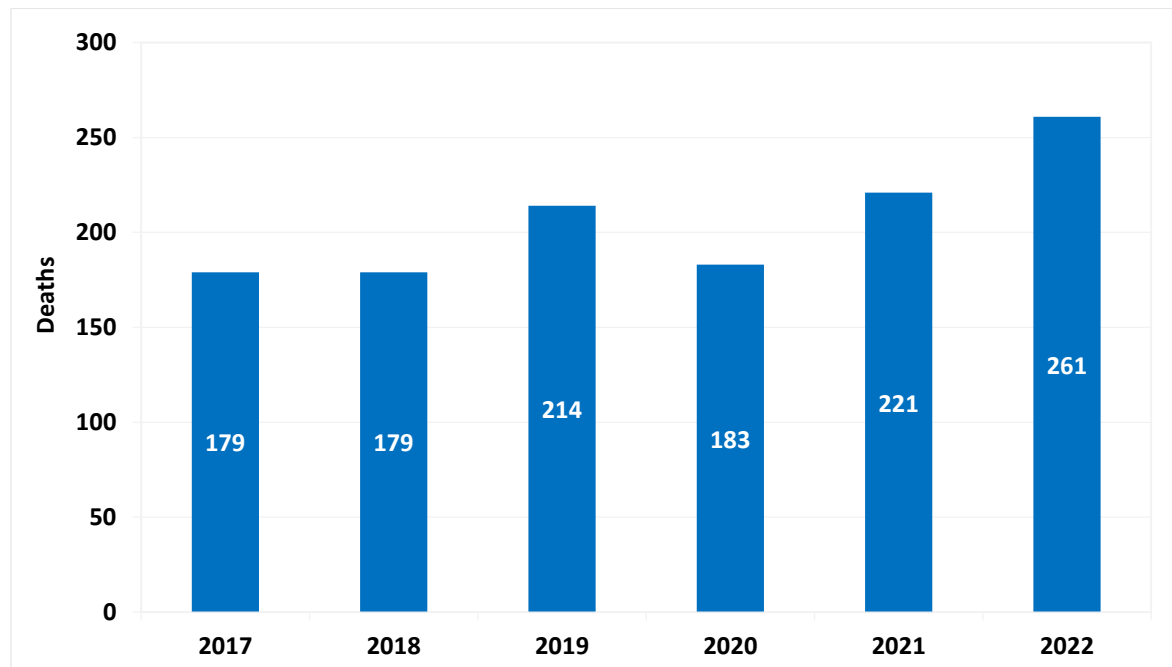
Table 3 Registered Deaths by Sex, January – March, 2022

Month	Sex		Total
	Male	Female	
January	48	59	107
February	48	32	80
March	51	23	74
Total	147	114	261

Data Source: Department of Civil Status/ NBS

The deaths recorded in Q1 2022 were higher than the number deaths recorded in Q1 of the previous five years (Figure 2).

Figure 2 Registered Deaths in Q1, 2017-2022



Data Source: Department of Civil Status/ NBS

Infant deaths (age <1year) accounted for 2% of total deaths in Q1 2022, while 60% of total deaths were persons in the age-group 65 years and above. In the reproductive and productive age-groups (15-64 years), there were more deaths among men (Table 4).

Table 4 Registered Deaths by Age-Group and Sex, Q1 2022

Age-group (Years)	Sex		Total
	Male	Female	
<1	4	2	6
1-4	1	0	1
5-14	0	0	0
15-24	4	0	4
25-44	22	6	28
45-64	47	18	65
65& +	69	88	157
Total	147	114	261

Data Source: Department of Civil Status/ NBS

Among the 261 people who died, 10 (8 Males, 2 Females) were Non-Seychellois, representing 4% of total deaths in Q1 2022 (Table 5).

Table 5 Registered Deaths by Nationality and Sex, Q1 2022

Nationality	Non-Seychellois	Seychellois	Total
Male	8	139	147
Female	2	112	114
Total	10	251	261

Data Source: Department of Civil Status

It is important to note that of the 261 Seychellois deaths reported, Six (4 Males, 2 Females) died abroad but were registered in-country.

Table 6 shows registered deaths by month and the percentage distribution based on location (place) of death.

Table 6 Registered Deaths by Location (Place) of Death, Q1 2022

	Total Deaths	% Deaths in Hospital	% Deaths in COVID-19 Isolation Facility	% Deaths in Community
Jan-March 2022	261	51%	9%	40%
January	107	50%	20%	30%
February	80	49%	15%	36%
March	74	44%	4%	52%

Data Source: Department of Civil Status/ MOH Hospital Statistics, 2022

4.2 CAUSES OF DEATHS

The main causes of mortality in Seychelles have been the same for many years (prior to the COVID-19 pandemic). In Q1 2022, diseases of the circulatory system remain the leading cause of death, accounting for 75 deaths. Second leading was COVID-19-related deaths (Table 7).

Table 7 Leading Causes of Death in Seychelles in Q1, 2019-2022

ICD-11 Block Codes	Leading Causes of death	January - March			
		2019	2020	2021	2022
	Total Deaths	214	183	220	261
1-BA0 to 1-BE1	Diseases of the Circulatory system	66	62	78	75
RA01	COVID-19 related deaths ⁽¹⁾	-	-	25	62
1-2A0 to 1-2F9	Neoplasms	35	35	34	31
1-CA0 to 1-CB6	Diseases of the Respiratory system	42	31	24	23
1-PA0 to 2-PL0	External causes of mortality	15	13	7	19
1-1A0 to 1-1G8	Infectious and parasitic diseases	14	9	7	4
	Others causes of death	42	33	45	47

Notes:

(1) Include deaths that had COVID-19 as part of the series of events leading to death

COVID-19 Deaths

COVID-19 related deaths are deaths registered (by Civil Status) that had COVID-19 as part of the series of events leading to death. In many of these cases, the attribution was based on positive PCR tests postmortem without clinical correlation – the positive COVID-19 test precluded a formal post-mortem examination. There were 62 (33 Males, 29 Females) registered COVID-19 related deaths in Q1 2022 (Table 8).

Table 8 Registered COVID-19 related deaths, Q1 2022

Age-group (Years)	Sex		Total
	Male	Female	
25-44	2	2	4
45-64	9	3	12
65& +	22	24	46
Total	33	29	62

Data source: Department of Civil status

Furthermore, PHEOC reported 29 COVID-19 deaths during Q1 2022 (cumulative total 164).

Pneumonia Deaths

Pneumonia (not related to COVID-19) accounted for 7% of all registered deaths in Q1 2022. There were 18 deaths (10 Males, 8 Females) with pneumonia as the main cause; an increase compared to 15 deaths recorded in Q1 2021. The age-group 65 years and above, accounted for most pneumonia deaths in Q1 2022 (10 out of 18 deaths). There is no information on types of pneumonia nor their causative agents.

4.3 EXCESS DEATHS

Excess mortality is defined as an increase in the number of deaths *from all causes* (mostly during a crisis) above and beyond what we would have expected to see under ‘normal’ conditions. It attempts to describe how the number of deaths during the COVID-19 pandemic compares to pre-pandemic average.

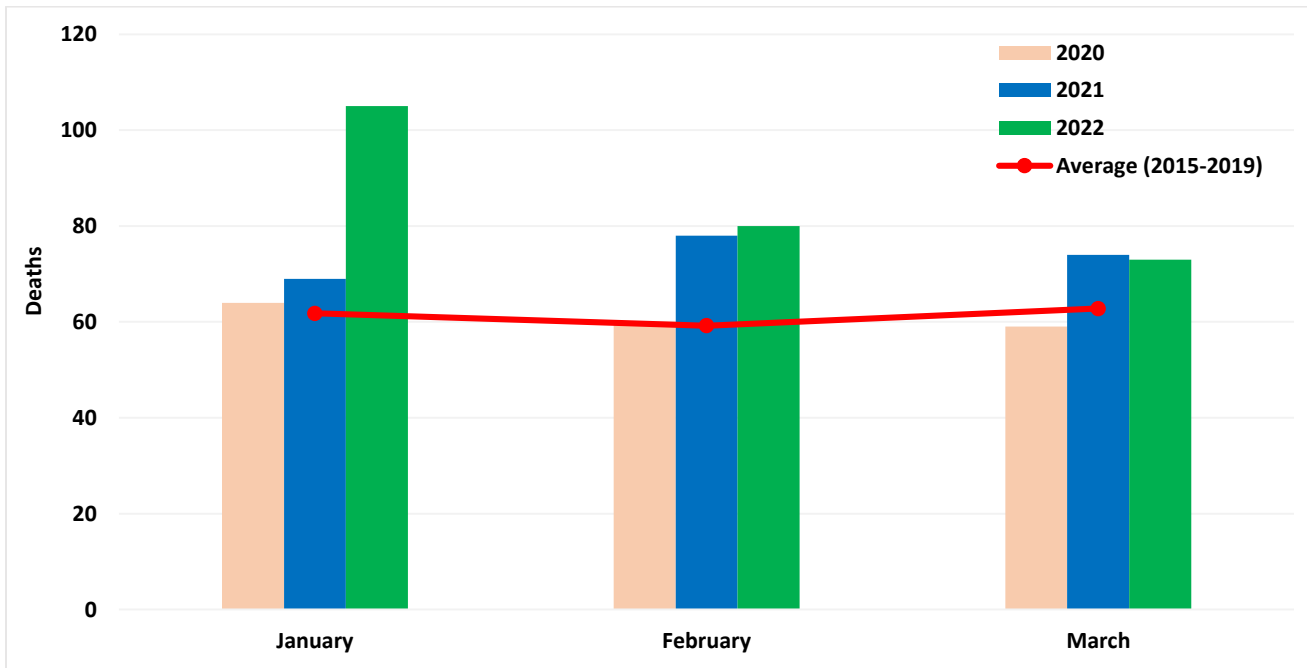
Table 9 and Figure 3 show monthly deaths before the pandemic (2015-2019), and a comparison of the historical average of monthly deaths in years 2020, 2021 and 2022. We see excess deaths in 2022 compared to pre-pandemic years.

Table 9 Registered Deaths from January to March, 2015-2022

	2015	2016	2017	2018	2019	Average (2015-2019)	2020	2021	2022
Jan-March (2015-2022)	171	176	179	179	214	184	183	220	259
January	52	52	61	64	80	62	64	69	107
February	50	56	65	58	67	59	60	78	80
March	69	68	53	57	67	63	59	73	74

Data Source: Department of Civil Status/ NBS

Figure 3 Registered Deaths (2020 - 2022) compared to Historical Average of Deaths (2015-2019)



Data Source: Department of Civil Status/ NBS

ANNEX

ANNEX 1. Mid-year Population Estimates By Broad Age-Group and Sex, 2017-2021

Sex / Age-group (Years)	2017	2018	2019	2020	2021
<u>MALES</u>	<u>48,793</u>	<u>49,259</u>	<u>49,665</u>	<u>50,061</u>	<u>50,413</u>
0-14	9,825	10,155	10,592	10,781	10,988
15-24	4,182	4,029	3,949	4,071	4,389
25-54	23,715	23,700	23,234	22,931	22,680
55-64	7,078	7,225	7,314	7,229	6,922
65+	3,993	4,150	4,576	5,049	5,434
<u>FEMALES</u>	<u>47,050</u>	<u>47,503</u>	<u>47,960</u>	<u>48,401</u>	<u>48,845</u>
0-14	9,411	9,724	9,936	10,158	10,497
15-24	3,524	3,627	3,703	3,986	4,215
25-54	21,710	21,181	20,708	20,276	19,763
55-64	7,158	7,444	7,773	7,841	7,887
65+	5,247	5,527	5,840	6,140	6,483
<u>BOTH SEXES</u>	<u>95,843</u>	<u>96,762</u>	<u>97,625</u>	<u>98,462</u>	<u>99,258</u>
0-14	19,236	19,879	20,528	20,939	21,485
15-24	7,706	7,656	7,652	8,057	8,604
25-54	45,425	44,881	43,942	43,207	42,443
55-64	14,236	14,669	15,087	15,070	14,809
65+	9,240	9,677	10,416	11,189	11,917
<u>BOTH SEXES</u>					
%					
0-14	20.1	20.5	21.0	21.3	21.6
15-24	8.0	7.9	7.8	8.2	8.7
25-54	47.4	46.4	45.0	43.9	42.8
55-64	14.9	15.2	15.5	15.3	14.9
65+	9.6	10.0	10.7	11.4	12.0

Source: NBS

This report was developed by
Statistics Unit
Ministry of Health Secretariat
Republic of Seychelles

iumanah.williams@health.gov.sc